



# DUNHAM TOWNSHIP NEWS

Volume No. 16


Issue No. 1

## SAVE THE MONARCH BUTTERFLIES

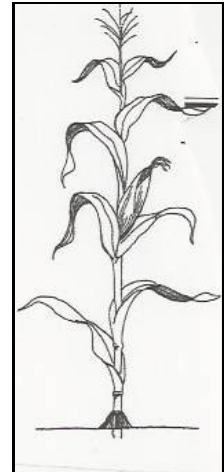
Kay MacNeil is on the board of the Garden Clubs of Illinois and started their Milkweed for Monarchs campaign. Hopefully individuals will embrace the idea of planting more of the swamp milkweed (an noninvasive type perennial) around Illinois to help with the Monarch population. Monarch butterfly caterpillars will only consume milkweed.



To receive small samples of three kinds of milkweed seed, please send a stamped self-addressed business sized envelope and \$2.00 to GCI Chairman Kay MacNeil, 689 Golf Club Lane, Frankfort, IL 60423. This article is provided by the February 2016 edition of the Township Perspective of TOI.



Ms. MacNeil also has a YouTube video to watch, search for "Kay MacNeil Milkweed to Monarchs."



### Your Township Officials

- SUPERVISOR John Pihl 815-943-5598
- TOWN CLERK Jennifer Pihl 815-943-5598
- HIGHWAY COMMISSIONER David Nolan 815-943-5751
- ASSESSOR Geri Alten 815-943-4444 or fax 815-943-4600 or dunham.assessor@gmail.com
- TRUSTEES Dennis Bischke David Binz Ruth Coffey Kevin Schultz
- WEBSITE: [www.toi.org/dunhamtownship](http://www.toi.org/dunhamtownship)

### ANNUAL MEETING SET FOR TUESDAY,

**APRIL 12th starting at 6:30 pm.**

The second Tuesday of each month you have the opportunity to hear reports from your elected officials.

Township news will give you beneficial information of how your tax dollar is spent in Dunham Township.

Township Meeting Dates are as follows:

April 12, 2016  
Budget Meeting starts at 6:30 pm and the Annual Meeting starts at 7:00 pm

Mark your calendar for the following dates:

With a starting time of 7:00 pm

May 10, 2016  
June 14, 2016  
July 12, 2016  
August 9, 2016  
September 13, 2016

### Inside this issue:

From the Desk of the Road Commissioner	2
OTHER EVENT NOTES	2
Notes from the Assessor's Desk	3
What is a Farm?	3
Assessor's Field Agent	3
Lemonade Layer Cake	4

# From the Desk of the Road Commissioner

Just a reminder that ditches are littered from winter trash and Township employees have been working the past few weeks to pick-up all the trash. If we all collected the trash from the section in front of our own property, it would not only beautify the Township but will save tax dollars.

I would like to thank the Williams Family for collecting trash in the Township.

Mowing season is coming; I would like to thank all of you who mow the ditches in front of your property. It improves the appearance of our Township, Thank you again.

The summer plan is to seal most of the roads in the Subdivisions we black-topped in the past five years. This will help protect the surface for another 4 to 7 years. The price for one mile of blacktop is over \$100,000.00 per mile.



Summer work - sealing the roads

On November 17, 2015 due to an accident involving a semi-truck, the police closed US Route 23 for more than eight hours causing trucks weighing 80,000 plus pounds and over 1000 cars to turn onto Streit or Bunker Hill Roads and then north on Fritz Road or south off of Streit Road. Fritz Road is a very low traffic gravel road with a load limit of 73,280 lbs not 80,000 plus pounds. The heavy trucks and large number of high speed cars pounded the gravel down into the clay base which threw the gravel off the road into the ditch causing large potholes. The Trucker's insurance company was called and sent a letter which included pictures of the road damage. The township received a check for \$43,455.00. The plan is to repair Fritz Road this summer using these funds.

Fritz Road damage was due to high volume of traffic

David Nolan

## OTHER EVENT NOTES:



### Upcoming Free Summer Event

August 23-26, 2016

Dunham Township residents will be able to gain free admission to the McHenry County Historical Society Museum during this week.



Need a place to hold a meeting or a special event? Give us a call at

815-943-4444 or fill out the form on the website. The form can be mailed, brought to the office, faxed or emailed.

### EARTH DAY

Friday, April 22nd is Earth Day.

What will you do for Earth Day?

Some suggestions:

Walk through Gateway Park.

Plant a Monarch Butterfly garden.

Plan a vegetable garden.

Splash in a water puddle.

# Notes from the Dunham Township Assessor's Desk

By Geri Alten

I have been in my office, updating the Property Record Cards with new Senior Freeze Exemptions, I want you to know exemptions are a way to reduce your assessed value. This could possibly lead to a lower tax bill.

Making sure that you qualify for the exemption is important. For the Senior Citizen Exemption of \$5,000 off their assessed value, one must be 65 or

older and forms are available on-line or in my office.

Senior Citizen Freeze Exemption Form PTAX 340 - one needs to re-apply each year and not have an income over \$55,000.

Disability Exemptions for veteran and others with disabilities are available on-line or in the office.



## What is a Farm Designation?

Dunham Township has many farms, farms that are used as a main source of income.

A farm parcel is 5 acres or more, except.....

Definition of land use indicate that "Cropland" is land where crops are harvested. "Permanent pasture" is any land used in rotational pasture and

grazing that could have been used for crops without additional improvements.

According to the Illinois Department of Revenue's

Publication 122, farmland can include woodland pasture, woodland, including woodlots, timber tracts, cutover and

deforested land and farm building lots other than homesites.

The exception is for a smaller parcel contiguous with another parcel that is designated as a farm. For more information please call Geri Alten, 815-943-4444 or email [dunham.assessor@gmail.com](mailto:dunham.assessor@gmail.com)

## Assessor's Field Agent will be doing Site Visits

Since 2008, this office has been conducting site visits to each parcel in Dunham Township. This is being done to ensure that Property Record Cards (PRC) have the correct information on them. Sometimes, parcel owners help to make sure their PRC has all the correct information on it. We do appreciate your help.



Property Record Card updates

When the Dunham Township Field Agent, John Held, comes to your parcel he will be doing one or all of these three steps. Mr. Held will knock on your

door and if there is no answer he will leave a card. Then proceed with step two, measuring or re-measuring of all improvements (buildings); step three, taking photos of all improvements.

Repairs and maintenance improvements are not assessed. However they do need to be recorded

DUNHAM TOWNSHIP


107 Airport Road  
Harvard, IL 60033

WEBSITE:

[www.toi.org/  
dunhamtownship](http://www.toi.org/dunhamtownship)



FRIEND US ON FACEBOOK



Cake:
1 1/3 c granulated sugar
6 tbsp. butter, softened
1 tbsp. grated lemon rind
3 tbsp. thawed lemonade concentrate
2 tsp vanilla extract
2 large eggs
2 large egg whites
2 c all-purpose flour
1 tsp baking powder
1/2 tsp salt
1/2 tsp baking soda
1 1/4 c fat free buttermilk
Cooking spray
Frosting:
2 tbsp. butter, softened
2 tsp grated lemon rind
2 tsp thawed lemonade concentrate
1/2 tsp vanilla extract
8 oz. 1/3 less fat cream cheese
3 1/2 c powdered sugar

## Lemonade Layer Cake

Preheat oven to 350 F.

To prepare cake, place the first five ingredients into a large bowl and beat with a mixer at medium speed until well blended (about 5 min). Add eggs and egg whites, 1 at a time, beating well after each addition. Lightly spoon flour into measuring cups, level with knife.

Combine flour, baking powder and soda, and salt with a whisk. Add flour mixture and buttermilk alternately to sugar mixture, beating well after each addition.

Pour batter into 2 (9 inch) round cake pans that were coated with cooking spray. Tap the pans on the counter to remove any air bubbles.

Bake at 350 F for 20 minutes. Cool in pans for 10 minutes and then remove from pans. Cool on a wire rack.

To prepare frosting, place 2 tbsp. butter and next four ingredients in a large bowl and beat with mixer at high speed until fluffy. Add powdered sugar and beat at low speed until blended (do not overbeat) Chill one hour. Place 1 cake layer on a plate, spread with 1/2 c frosting. Top with remaining cake layer. Spread remaining frosting over top and sides of cake. Store cake in fridge and loosely covered. [myrecipes.com](http://myrecipes.com)

